

Disney
Learning

Phonics & Reading
Ages
5-7

Walt Disney
Disney PIXAR

Phonics
and
Reading

Includes
activities
and
resources
to help
your
child
learn
to read!

- ★ Consonants
- ★ Short and Long Vowels
- ★ Parent Resources

20
REWARD
STICKERS
INSIDE

Phonics and Reading

Table of Contents

The Alphabet

Letters High in the Sky 2, 3

Beginning Consonants

Toy Factory 4

What Do You See in the Sea? 5

Off to School 6

Swinging in the Jungle 7

Ending Consonants

It's Circus Time 8, 9

Short a

Short on Words 10

A Magic Lamp 11

Short i

My Friends and I 12

Make It and Match It 13

Short u

Snug as a Bug 14

Just Juggling 15

Short o

Hippity Hop 16

Going on a Walk 17

Short e

Get the Net 18

All Mixed Up 19

Long a

Tinker Bell's Magic 20

Jane in the Rain 21

Long i

Rhyme Time 22

Snow White and the Apple 23

Long u

Magic for 'u' 24

Mowgli and Baloo, Too 25

Long o

A Rose for Belle 26

Off They Go! 27

Long e

Too Sleepy to Help 28

Time for Tea 29

Helping Your Child at Home 30

Answer Key 31, 32

Letters High in the Sky

Name _____

A B C D E F G H I J K L M

The **red** letters of the alphabet are **vowels**. All of the other letters are **consonants**.

Aladdin and Princess Jasmine are high in the sky. Help them fill in the missing letters of the alphabet. Write one letter on each line.



A

B

1.

D

E

2.

G

3.

J

4.

I

L



Name _____

N O P Q R S T U V W X Y Z

M

5. _____

O

6. _____

Q

R

7. _____

T

U

V

8. _____

X

Y

9. _____



Toy Factory

Name _____



1. _____

ank



2. _____

ar



3. _____

ocket

Help Andy pick out some toys to play with. Name each toy and write the missing letter on the line that stands for the beginning sound.



4. _____

orse

What Do You See in the Sea?

Name _____

Help Ariel name things at the bottom of the sea. Write the letter that stands for the beginning sound of each object. Then circle the two pictures with names that begin with the same sound.

1.



2.



4.



3.



5.



Off to School

Name _____



It's Pinocchio's first day of school. See what he needs to take with him. Cut out the letters at the bottom of the page. Glue the letters to finish the name of each school supply.

2.



uler

3.



ook

1.



oney

4.



lue

m r g b

Swinging in the Jungle

Tarzan likes to swing from vines in the jungle. Look at each picture below. Circle the letter that stands for the beginning sound of each picture name.

Name _____



1.



l k

2.



w z

3.



b g



4.



f i

5.



r b

6.



p s

It's Circus Time

Name _____

Come see what's under the circus tent! Say the name of each picture. Write the letter that stands for the **ending** sound of each picture name.



1. _____



2. _____



3.



4.



5.



6.



7.



8.



9.



10.



11.

Short on Words

Name _____

Read each sentence about the Seven Dwarfs. Choose the word that makes the most sense. Write it below the sentence.



1. Dopey wears a purple _____

fan cap ham



2. Sleepy wants to take a _____

sat man nap



3. Bashful wears a big _____

can hat mat

A Magic Lamp

Name _____

Lamp has the short **a** sound. Read the short **a** words in the box. Find and circle each short **a** word in the puzzle. Then write each word at the bottom of the page.

lamp

can

had

nap

bag

ran

l a m p r c

b o t q s a

e n b a g n

h a d f i k

x p l r a n



1. _____

2. _____

3. _____

4. _____

5. _____

6. _____

My Friends and 'i'

Name _____

The word **big** has a short **i** sound. Circle the characters' names that have the short **i** sound.



1. **Pooh**



2. **Tigger**



3. **Rabbit**



4. **Eeyore**



5. **Piglet**

Short i

Make It and Match It

Circle the word that makes the most sense.

1. Ariel and Sebastian _____ on a rock.

sit

hit

lit



2. Ariel loves to _____.

hit

swim

miss

3. Flounder is a _____.

mitt

hill

fish


Snug as a Bug

Name _____

Francis is a bug. **Bug** has the short **u** sound.
This sound is usually made by the letter **u**.

See how many words you can rhyme with the
word **bug**. Use the consonants and consonant
blend to make the words.

t r h m pl



_____ **ug**

_____ **ug**

_____ **ug**

_____ **ug**

_____ **ug**

Short u

© Disney/Pixar

Just Juggling

Slim likes to juggle. Help Slim unscramble the letters to make the short **u** words. Write each word on a line. The words in the box will help you.

Example: u d b bud

cup hut bug sun

gub

upc

uth

uns

Name _____



1.

2.

3.

4.

Hippity Hop

Name

Thumper loves to hop. **Hop** has the short **o** sound.
This sound is usually made by the letter **o**.

See how many words you can rhyme with the word **hop**. Use the consonants and consonant blends to make the words.



t

m

p

st

fl

op

op

op

op

op

Short o

Going on a Walk

Pongo and Perdita take a walk.

Circle the word that makes the most sense.



1. Pongo runs to the _____.

hot

on

log

2. Perdita walks _____ the bridge.

on

cot

spot

3. Perdita and Pongo like this _____.

mop

not

spot

Get the Net

Name _____

Let's go fishing! Just don't catch Sebastian! Say the name of each picture. If the picture name has the sound of short **e** like **net**, draw a line from the picture to the net.



Short e

All Mixed Up

Help! All the letters got mixed up. Help Tinker Bell unscramble the letters to make short **e** words. Write each word on a line. The words in the box will help you.

Example: e b l l bell

bed ten red get



erd

teg

edb

etn

1.

2.

3.

4.

Tinker Bell's Magic

Name _____

A long vowel sound says its name. One way to make a short vowel long is to add an **e** at the end. Help Tinker Bell use her magic to change these short **a** words into long **a** words. Then draw pictures to show the new words.

1. cap _____



2. can _____



3. tap _____



Jane in the Rain

Name _____

Jane and **rain** are long **a** words that rhyme. Look at the phrases below. Use words in the box to complete each phrase by writing a rhyming long **a** word on the line. Then draw a picture of the word.

pail lake cape



1. _____

An ape with a _____

2. _____

A tail in a _____

3. _____

A snake in a _____

Rhyme Time

Name _____

Belle is writing a poem. Help her make words that rhyme. Use the consonants given to make rhyming words that have a long **i** sound.

p l t	_____	ie	1
	_____	ie	
	_____	ie	



v n l f	_____	ine	_____	ine	2
	_____	ine	_____	ine	
	_____	ine	_____	ine	

Long i

Snow White and the Apple

Choose the word that makes sense.
Then write the word on the line.

Name _____

1 Snow White
is taking a

_____.

bite hike kite



2 The apple is

_____.


ride ripe bike

3 Will the
Prince come in

_____?

mime pine time

Magic for 'u'



Name _____

The word **blue** has the long **u** sound. Help the Blue Fairy use her magic to make other words using the long **u** sound.

Then draw a picture that shows the word.

1. m le




2. fl te



3. r ler



4. gl e



Mowgli and Baloo, Too

Find and circle the long **u** words in the puzzle. Here's a clue—look for the letters in blue. Then write each word on a line.

f **r** **u** **i** **t**
l **o** **m** **a** **u**
u **d** **u** **c** **b**
t **g** **l** **u** **e**
e **b** **e** **k** **w**
v **s** **u** **i** **t**

Name _____



1. _____

2. _____

3. _____

4. _____

5. _____

6. _____

A Rose for Belle


Read the words in the box. They all have the long **o** sound, like in the word **rose**. Look at each picture and write its name to complete the puzzle. Write one letter in each box.

boat snow rose bow

1.		2.	
----	--	----	--

3.		
----	--	--

Name _____



Across:



Down:



Off They Go!

Name

Go has the long **o** sound. Help Belle find the right word. Look at the words. Say them out loud. Choose the one that makes the most sense.



1

Belle is reading a _____

_____.

not vote note

2

The Beast left Belle a _____

_____.

rob rose nose

3

Belle wants to go _____

_____.

home hose hole

Too Sleepy to Help

Sleepy has the long **e** sound. Long **e** is spelled **ee** or **ea**. Sleepy is too sleepy to help, so you will need to trace an **ee** or an **ea** in the words below. Then draw a picture of each word.

Name _____



1. tree



2. bee



3. seal



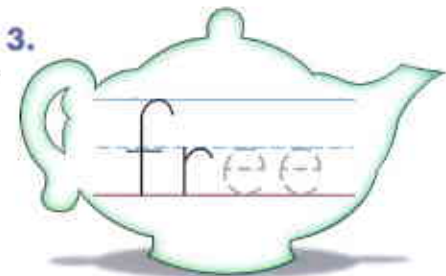

4. team



Time for Tea

Name _____

The letters **ee** and **ea** stand for the long **e** sound. Trace these letters to complete the long **e** word on each teapot. Then read the words aloud.



Helping Your Child at Home

Reading and Phonics

Helping your child learn how to recognise letters and sounds is an important first step in teaching him or her how to read. Once your child understands that the sounds in words can be represented with letters, he or she will be able to begin to sound out and read words. It is also important for your child to practice writing letters and words. Correctly forming letters and learning how to spell phonetic words will give your child a solid skill foundation. Here are some suggestions for helping your child learn how to read, write, and spell.

- Go on an alphabet hunt. Help your child find every letter of the alphabet in books, magazines, and newspapers in your home.
- Have your child name each family member. Ask your child what letter each name begins with.
- Play 'What's Cooking?' Help your child read the labels on food products. Ask him or her to name the vowel sound in each word. For example, eggs begins with short e.
- Help your child make a list of words that he or she can read independently. Use a large sheet of paper so you can add new words to it each day. Hang the list in a handy spot so your child can practice reading the words to you often.
- Praise your child's efforts ... and reward them with a sticker!

Pages 2 and 3

1. C 6. P
2. F 7. S
3. H 8. W
4. K 9. Z
5. N

Page 4

1. t
2. c
3. r
4. h

Page 5

1. b
2. f
3. p
4. c
5. b

Page 6

1. m
2. r
3. b
4. g

Page 7

1. l
2. z
3. b
4. f
5. b
6. s

Circle the boat
and the bottle.

Pages 8 and 9

1. l 7. r
2. r 8. l
3. t 9. n
4. m 10. g
5. n 11. r
6. g

Page 10

1. cap
2. nap
3. hot

Page 11

1. lamp
2. con
3. food
4. nap
5. bag
6. ran

**Page 12**

2.
3.
5.

Page 13

1. sit
2. swim
3. fish

Page 14

- tug
rug
hug
mug
plug

Page 15

1. bug
2. cup
3. hut
4. sun

Page 16

- top
map
pop
stop
flop

Page 17

1. log
2. on
3. spot

Page 18

Page 19

- red
- get
- bed
- ten

Page 20

- cape
- cane
- tape

Page 21

- cape
- pail
- lake

Page 22

- pie
lie
tie
- vine
nine
line
fine

Page 23

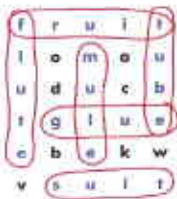
- bite
- ripe
- time

Page 24

- mule
- flute
- ruler
- glue

Page 25

- fruit
- flute
- mule
- tube
- suit
- glue

**Page 26**

Across:

- rose
- bow

Down:

- snow
- boat

Page 27

- note
- rose
- home

The Disney Learning series offers a unique educational approach to teaching essential skills to your child. The full-colour workbooks use a delightful Disney or Disney/Pixar character on every page to motivate young children and create exciting lessons!



Disney Learning includes:

- reading, mathematics, language, writing, and fine motor skills
- a delightful Disney or Disney/Pixar character on every page
- reward stickers
- parent resources



funtastic™

First published in Australia by Funtastic Limited, 2005

800 Wellington Road, Rowville
Victoria 3178, Australia

Ph: 61 3 9579 6011 Fax: 61 3 9576 4048

www.funtastic.com.au

Email: publishing@funtastic.com.au

Copyright © 2005 Disney
Copyright © 2005 Disney/Pixar
All rights reserved.

Printed and bound in Malaysia

898265432

ITEM CODE: 88791

ISBN 174150230 6



9 781741 502306